

Quality Assurance

Part A: Assessment Completion Guide RN-EC



COLLEGE OF NURSES
OF ONTARIO
ORDRE DES INFIRMIÈRES
ET INFIRMIERS DE L'ONTARIO

THE STANDARD OF CARE.



QUALITY
ASSURANCE

Quality Assurance – Part A: Assessment completion guide RN-EC Pub. No. 44052
Copyright © College of Nurses of Ontario, 2023

Commercial or for-profit redistribution of this document in part or in whole is prohibited except with the written consent of CNO. This document may be reproduced in part or in whole for personal or educational use without permission, provided that:

- Due diligence is exercised in ensuring the accuracy of the materials reproduced;
- CNO is identified as the source; and
- The reproduction is not represented as an official version of the materials reproduced, nor as having been made in affiliation with, or with the endorsement of, CNO.

First published: May 2023. Updated October 2023 to replace the updated Message Centre, survey information and instruction page.

College of Nurses of Ontario
101 Davenport Rd. Toronto, ON M5R 3P1
www.cno.org

Table of Contents (RN-EC)

- Step 1: 4
- Step 2: 4
- Step 3: 5
- Step 4: 6
- Step 5: 6
- Step 6: 7
- Step 7: 7
- Player Controls 8
 - Legend: 8
- Attestations 9
- Content tab 9
- Resume Assessment..... 10
- Instructions 10
- Certificate 11

How to access and complete your Quality Assurance Assessment: RN-EC

Step 1:

From the Maintain Your Membership landing page, select **LOGIN TO MY ACCOUNT**.

Maintain Your Membership

1

LOGIN TO MY ACCOUNT →

Step 2:

Complete the mandatory fields with your email address and password. Select the **LOGIN** button to continue.

Login

Email Address

[Forgot your email address?](#)

Password

[Forgot your password?](#)

LOGIN →

[Don't have an account? Click here](#)

[Don't know if you have an account? Click here](#)

2

Step 3:

The Maintain Your Membership (MYM) landing page will appear. Go to **message centre** to read messages.



3

Maintain Your Membership

MY MEMBERSHIP

- [Renew your membership](#)
- [Receipts](#)
- [Submit a self-report](#)
- [Apply to Non-Practising class](#)
- [Resign my membership](#)
- [Report hospital privileges](#)
- [Report a nursing registration in another jurisdiction](#)
- [Report a registration in another profession in any jurisdiction](#)

QA ASSESSMENT

- [Complete QA Assessment](#)
- [Quality Assurance program overview](#)

MY PROFILE

- [Update my personal information](#)
- [Update my consent](#)
- [Change my password](#)
- [Update my employer information](#)

This is how the Message Centre area will appear.

Date	Subject	Status
2023-Nov-10	QA Assessment Reminder 2	Unread
2023-Oct-27	QA Assessment Reminder 1	Unread
2023-Oct-20	2023 CNO Quality Assurance Assessment	Unread

PREVIOUS Page 1 of 3 NEXT

EXIT

When you have finished reading the messages, select **EXIT**.

This will take you back to the MYM landing page where you can select the **Complete QA Assessment** link.

Step 4:

Select the **CONTINUE** button.

Maintain Your Membership

QA ASSESSMENT

To proceed to the QA Assessment, click *Continue* (you will be redirected to another secure website).

Click *Cancel* to return to the previous page.

4

CANCEL ↻

CONTINUE ↻

Step 5:

Select **CONTINUE** from the Learning Management System (LMS) landing page.

Select CONTINUE to proceed.

CONTINUE

5

ADMIN

Step 6:

Once you are logged into the LMS, you will land on the Quality Assurance course access page. Select the course entitled: **QA Assessment: RN-EC**.

Welcome to Quality Assurance
Select the course to begin

QA Assessment RN-EC

Have a question?
CONTACT US

QA Feedback Survey
CNO will be conducting an evaluation of the QA Assessment process. Our partner Ference & Company may contact you to complete this optional survey.

QA Assessment RN-EC

ENROLLED
EN | 35m 00s

E-Learning

in @ f t

Step 7:

From the landing page, select **START LEARNING NOW** to begin.

< Back QA Assessment RN-EC > My Courses and Learning Plans > QA Assessment RN-EC

QA Assessment RN-EC

This course is not yet completed.

QA Assessment RN-EC
ID: E-Q07Y2V

0 / 8 lessons completed

START LEARNING NOW

OVERVIEW CONTENT

Course Description

These modules will explore the roles and responsibility of nursing in Ontario and the legislation that governs the practice and profession. Beginning with the *Nursing Act* and *Regulated Health Professions Act*, we will review the scope of practice, the standard of care, professionalism in the workplace, the nurse-client relationship and the importance of providing culturally safe care.

Each video is approximately 4 minutes in length. At the end of each module, you will be required to complete a short checklist to demonstrate your understanding of the course material. The completion of this attestation, alongside the annual self-assessment and Learning Plan will satisfy the QA Assessment requirement.

Player Controls

The Player has **three main areas**:

1. Video area with pause/play button

Once have entered the assessment page, the video will play automatically. You can pause/play the video, but you cannot move ahead by dragging the bar forward. You must watch the video in its entirety. This action is the same for each video.

2. Content area

The content area holds all videos, attestations and instruction page. Each of the items inside the content area are locked and must be taken in the order that they appear. Once you have viewed a video or completed an attestation, that item will become unlocked and remain open for you to view.

3. Previous / Next buttons

You will be able to move through the assessment by using the **PREVIOUS/NEXT** buttons or you can select each item within the content area.

The screenshot shows the assessment player interface. A video player on the left (callout 1) displays the logo for the College of Nurses of Ontario (CNO) and the text 'THE STANDARD OF CARE.' Below the video player are tags for 'Quality Assurance Video' and various related terms. On the right, a sidebar (callout 2) lists assessment items, some of which are locked (indicated by a padlock icon) and some are unlocked (indicated by a play button icon). At the top of the sidebar, there are 'PREVIOUS' and 'NEXT' buttons (callout 3) and a progress indicator showing '0 / 8 lessons completed'.

Legend:

 Locked item

 Unlocked item

 In Progress

QA Assessment RN-EC
ID: E-Q07Y2V

1 / 8 lessons completed

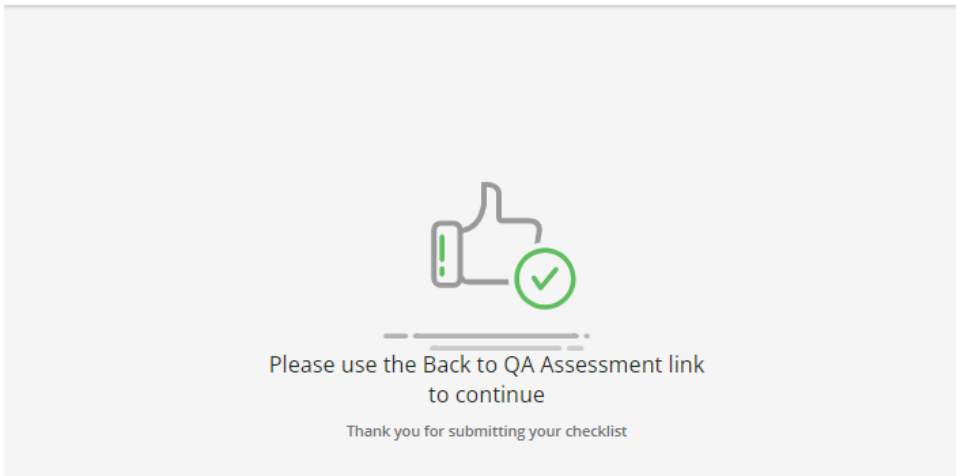
 Completed status

Attestations

Once you have completed the attestation, select the **Back to QA Assessment RN-EC** link located at the top of the page.



This checklist belongs to the course: QA Assessment RN-EC



Content tab


This tab shows all the content items within the assessment. Use these links to return to that section in the assessment.



QA Assessment RN-EC

 This course is not yet completed.

QA Assessment RN-EC









ID: E-Q07Y2V 

1 / 8 lessons completed

[START LEARNING NOW](#)

OVERVIEW **CONTENT**



-  Quality Assurance Video
Video
-  QA Attestation
Observation Checklist
-  Regulation Video
Video
-  QA Regulation Attestation
Observation Checklist
-  Professionalism Video - Part 1
Video
-  Professionalism Video - Part 2
Video
-  QA Professionalism Attestation
Observation Checklist
-  Instructions
Lesson

Resume Assessment

If you stop the assessment and log out, you can **RESUME WHERE YOU LEFT OFF** once you log back into the assessment.

The screenshot shows the course page for 'QA Assessment RN-EC' (ID: E-Q07Y2V). The progress bar indicates '2 / 8 lessons completed'. A red arrow points from the 'RESUME WHERE YOU LEFT OFF' button to the 'Course Description' section below.

QA Assessment RN-EC
ID: E-Q07Y2V
2 / 8 lessons completed

[START LEARNING NOW](#)
[RESUME WHERE YOU LEFT OFF](#)

OVERVIEW | [CONTENT](#)

Course Description

These modules will explore the roles and responsibility of nursing in Ontario and the legislation that governs the practice and profession. Beginning with the Nursing Act and Regulated Health Professional Act, we will review the scope of practice, the standard of care, professionalism in the workplace, the nurse-client relationship and the importance of providing culturally safe care.

Each video is approximately 4 minutes in length. At the end of each module, you will be required to complete a short checklist to demonstrate your understanding of the course material. The completion of this attestation, alongside the annual self-assessment and Learning Plan will satisfy the QA Assessment requirement.

Instructions

The instruction page will provide details of how to close out the assessment.

The screenshot shows the completion page for 'QA Assessment RN-EC' (ID: E-Q07Y2V). The progress bar indicates '8 / 8 lessons completed'. A red arrow points from the 'This activity is completed' message to the 'Thank you for completing your QA Assessment!' message.

Thank you for completing your QA Assessment!

Please download your certificate by clicking the [Download Your Certificate](#) button. If further action is required, the QA program team will reach out to you by email.

Our vendor partner *Ference & Company* may contact you to complete an optional survey on your recent QA experience.

You may now **close this window** and log out of the **Maintain Your Membership Portal**.

This activity is completed, you can now proceed using next or previous buttons

Instructions

Tags: [QA Assessment](#) [Membership Portal](#) [Ference &](#)

QA Assessment RN-EC
ID: E-Q07Y2V
8 / 8 lessons completed

[DOWNLOAD YOUR CERTIFICATE](#)

- [QA Attestation Observation Checklist](#)
- [Regulation Video Video](#)
- [QA Regulation Attestation Observation Checklist](#)
- [Professionalism Video - Part 1 Video](#)
- [Professionalism Video - Part 2 Video](#)
- [QA Professionalism Attestation Observation Checklist](#)

[Instructions Lesson](#)

Certificate

In the Content area, select the **DOWNLOAD YOUR CERTIFICATE** button. This will download a PDF of the certificate with your name on it.

Thank you for completing your QA Assessment!

Please download your certificate by clicking the **Download Your Certificate** button. If further action is required, the QA program team will reach out to you by email.

Our vendor partner *Ference & Company* may contact you to complete an optional survey on your recent QA experience.

You may now close **this window** and log out of the **Maintain Your Membership Portal**.

This activity is completed, you can now proceed using next or previous buttons

Instructions

Tags

QA Assessment Membership Portal Ference & Company

QA Assessment RN-EC
ID: E-Q07Y2V

8 / 8 lessons completed

DOWNLOAD YOUR CERTIFICATE

- QA Attestation Observation Checklist
- Regulation Video
- QA Regulation Attestation Observation Checklist
- Professionalism Video - Part 1
- Professionalism Video - Part 2
- QA Professionalism Attestation Observation Checklist

Instructions Lesson

Certificate of Completion

Quality Assurance Assessment, Part A

[firstname] [lastname]

Thank you for completing the Quality Assurance Assessment, Part A. We appreciate the work you do each day and your commitment to maintain the standard of care, protect the public and promote client safety.

 COLLEGE OF NURSES OF ONTARIO
ORDRE DES INFIRMIÈRES ET INFIRMIERS DE L'ONTARIO
THE STANDARD OF CARE.

 QUALITY ASSURANCE

[date_complete]



COLLEGE OF NURSES
OF ONTARIO
ORDRE DES INFIRMIÈRES
ET INFIRMIERS DE L'ONTARIO

THE STANDARD OF CARE.

101 Davenport Rd.
Toronto, ON
M5R 3P1
www.cno.org
Tel.: 416 928-0900
Toll-free in Canada: 1 800 387-5526 ext. 3922
E-mail: cno@cnomail.org

JUNE 2023
44052